

May 2019 Version

The following "General Notes" shall be included on all private and public land development projects that involve new subdivisions, and/or public improvements to Town of Wickenburg utilities and facilities (such as public streets, pump stations, and other services).

TOWN OF WICKENBURG GENERAL NOTES

1. ALL WORK REQUIRED TO COMPLETE THE CONSTRUCTION COVERED BY THE CONTRACT DOCUMENTS SHALL BE IN ACCORDANCE WITH THE 2018 MAG (MARICOPA ASSOCIATION OF GOVERNMENTS) STANDARD SPECIFICATIONS AND DETAILS AND MOST CURRENT TOWN SUPPLEMENTS THEREOF UNLESS SPECIFIED OTHERWISE IN THESE DRAWINGS OR ELSEWHERE IN THE CONTRACT DOCUMENTS.
2. CONSTRUCTION DOCUMENTS SHALL BE IN ACCORDANCE WITH BUILDING CODES PER TOWN CODE "CHAPTER 8 – BUILDING".
3. THE CONTRACTOR IS TO COMPLY WITH ALL LOCAL, STATE, AND FEDERAL LAWS AND REGULATIONS APPLICABLE TO THE CONSTRUCTION COVERED BY THE CONTRACT DOCUMENTS.
4. THIS SET OF DRAWINGS HAS BEEN REVIEWED FOR COMPLIANCE WITH TOWN REQUIREMENTS PRIOR TO ISSUANCE OF CONSTRUCTION PERMITS. HOWEVER, SUCH REVIEW SHALL NOT PREVENT THE TOWN ENGINEER FROM REQUIRING CORRECTION OF ERRORS OR OMISSIONS IN DRAWINGS FOUND TO BE IN VIOLATION OF ANY LAW OR ORDINANCE.
5. ALL DOCUMENTS, SIGNED BY THE TOWN ENGINEER, ARE NULL AND VOID ONE YEAR FROM DATE OF SIGNATURE IF CONSTRUCTION HAS NOT STARTED. TO OBTAIN APPROVAL FOR CONSTRUCTION AFTER THE ONE-YEAR PERIOD, DOCUMENTS NEED TO BE REVALIDATED BY SUBMITTING AN APPLICATION TO REVIEW THE VOID DOCUMENTS TO THE TOWN, INCLUDING A JUSTIFICATION THAT SITE CONDITIONS HAVE NOT CHANGED SIGNIFICANTLY TO WARRANT REDESIGN, OR SUBMIT REVISED PLANS APPLICABLE FOR THE MOST CURRENT SITE CONDITIONS.
6. ANY QUANTITIES SHOWN ON DRAWINGS ARE NOT VERIFIED BY THE TOWN ENGINEER.
7. AN APPROVED SET OF CONSTRUCTION DOCUMENTS SHALL BE LOCATED ON THE PROJECT SITE DURING CONSTRUCTION AND INSPECTIONS.
8. THE TOWN PUBLIC WORKS DEPARTMENT (928) 684-5451 SHALL BE NOTIFIED 24 HOURS PRIOR TO START OF WORK.
9. THE TOWN SHALL BE NOTIFIED 24 HOURS PRIOR TO ANY CONSTRUCTION WORK REQUIRING INSPECTION ((928) 684-5451). ANY WORK CONCEALED WITHOUT INSPECTION SHALL BE SUBJECT TO REMOVAL AND REPLACEMENT AT THE CONTRACTOR'S EXPENSE.

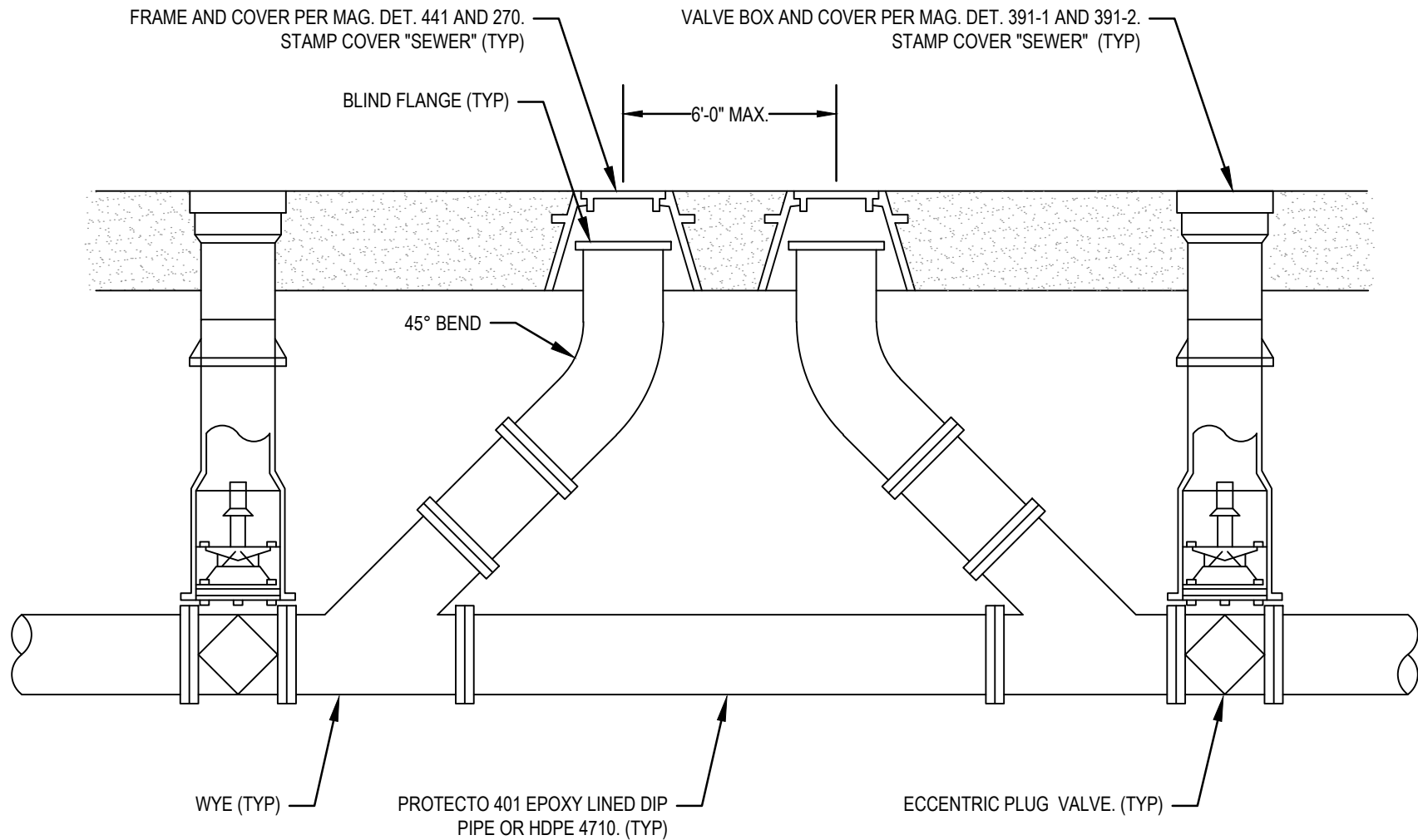
10. BACKFILLING SHALL NOT BE STARTED UNTIL PIPE INSTALLATION IS APPROVED BY THE TOWN INSPECTOR, AS-BUILT DRAWINGS HAVE BEEN UPDATED, AND ANY OTHER CONTRACT REQUIREMENTS.
11. ANY DEVIATIONS FROM STANDARD BACKFILL REQUIREMENTS AS PER THE TOWN STANDARD DETAIL SHALL BE APPROVED BY THE TOWN ENGINEER PRIOR TO START OF BACKFILLING.
 - A. THE CONTRACTOR SHALL SUBMIT THE FOLLOWING DOCUMENTATION REQUIREMENTS FOR REVIEW 30 DAYS PRIOR TO THE START OF TRENCH BACKFILLING:
 - GEOTECHNICAL GRADATION ANALYSIS AND OTHER PROPERTIES NOTED IN THE MAG STANDARD SPECIFICATION TABLE 702-1.
 - GEOTECHNICAL DATA SHOWING THE PROPOSED BACKFILL CAN BE COMPACTED TO THE REQUIREMENTS PER TOWN STANDARD DETAIL AND MAG SPECIFICATION TABLE 601-2.
 - TRENCH DETAIL IDENTIFYING THE PROPOSED BACKFILL LOCATIONS.
 - B. IF BACKFILL EXEMPTION IS APPROVED, THE BACKFILL MATERIAL SOURCES SHALL BE TESTED EVERY 1000 FEET IF SOURCES FROM NATIVE MATERIAL OR FROM EVERY SUPPLY DELIVERY IF BROUGHT FROM OFF-SITE PLANT. COPIES OF TRUCK DELIVERY TICKETS SHALL ALSO BE INCLUDED. THIS DATA AND INFORMATION SHALL BE SUBMITTED TO THE TOWN OF WICKENBURG WITHIN (5) DAYS OF RECEIPT OF DOCUMENTATION.
12. THE CONTRACTOR IS RESPONSIBLE TO PROVIDE EMERGENCY TELEPHONE NUMBERS TO THE TOWN AND OWNER'S REPRESENTATIVE AND HAVE PERSONNEL AVAILABLE 24 HOURS A DAY TO RESPOND TO EMERGENCIES. IF THE OWNER IS REQUIRED TO RESPOND AND MAKE EMERGENCY REPAIRS ON BEHALF OF THE CONTRACTOR, THE CONTRACTOR IS RESPONSIBLE TO REIMBURSE THE OWNER FOR LABOR, MATERIALS, AND EQUIPMENT COSTS.
13. THE CONTRACTOR IS RESPONSIBLE FOR OBTAINING AND COMPLYING WITH ALL PERMITS REQUIRED TO COMPLETE ALL WORK COVERED BY THE CONSTRUCTION DOCUMENTS, PRIOR TO ANY WORK BEING COMMENCED.
14. THE CONTRACTOR SHALL TAKE PRECONSTRUCTION VIDEO OF THE ENTIRE PROJECT SITE AND PROVIDE TO OWNER PRIOR TO THE START OF CONSTRUCTION. THE VIDEO SHALL INCLUDE THE ENTIRE PROJECT AREA WHERE THE CONTRACTOR WILL BE PERFORMING THE WORK AND SHALL BE SUBMITTED TO THE TOWN FOR APPROVAL PRIOR TO STARTING WORK.

15. THE CONTRACTOR IS RESPONSIBLE FOR ALL MEANS AND METHODS, SEQUENCING, AND SAFETY CONCERNS ASSOCIATED WITH THIS PROJECT DURING CONSTRUCTION, UNLESS SPECIFICALLY ADDRESSED OTHERWISE IN THE CONTRACT DOCUMENTS.
16. THE QUANTITIES AND SITE CONDITIONS DEPICTED IN THE CONSTRUCTION CONTRACT DOCUMENTS ARE FOR INFORMATIONAL PURPOSES ONLY. CONTRACTORS SHALL SATISFY THEMSELVES AS TO ACTUAL QUANTITIES AND SITE CONDITIONS PRIOR TO BIDDING THE WORK FOR THE CONSTRUCTION COVERED BY THE CONTRACT DOCUMENTS.
17. THE CONTRACTOR SHALL PROVIDE CONSTRUCTION STAKING.
18. A REASONABLE EFFORT HAS BEEN MADE TO SHOW THE LOCATIONS OF EXISTING UNDERGROUND FACILITIES AND UTILITIES IN THE CONSTRUCTION AREA. THE CONTRACTOR IS RESPONSIBLE FOR ANY DAMAGE TO UTILITIES AND/OR FACILITIES CAUSED DURING THEIR CONSTRUCTION OPERATIONS AT NO ADDITIONAL COST TO THE OWNER. THE CONTRACTOR SHALL CALL 48 HOURS IN ADVANCE FOR "BLUE STAKE" (811) PRIOR TO ANY EXCAVATION. IT IS THE RESPONSIBILITY OF THE CONTRACTOR TO MAINTAIN CURRENT "BLUE STAKE" MARKINGS THROUGHOUT CONSTRUCTION.
19. THE CONTRACTOR SHALL POTHOLE EXISTING UTILITIES AHEAD OF CONSTRUCTION TO ALLOW FOR ANY NECESSARY ADJUSTMENTS IN GRADE LINE AND TO VERIFY PIPE MATERIALS FOR ORDERING THE APPROPRIATE TRANSITION AND TIE-IN FITTINGS THAT MAY BE REQUIRED.
20. THE CONTRACTOR IS RESPONSIBLE FOR ALL COORDINATION OF CONSTRUCTION AFFECTING UTILITIES AND THE COORDINATION OF ANY NECESSARY UTILITY RELOCATION WORK AT NO ADDITIONAL COST TO THE TOWN.
21. IN ACCORDANCE WITH "ARIZONA ADMINISTRATIVE CODE" (AAC) R18-2-213, ALL MATERIALS ADDED AFTER JANUARY 1, 1993, WHICH MAY COME INTO CONTACT WITH DRINKING WATER SHALL CONFORM TO THE "NATIONAL SANITATION FOUNDATION STANDARDS" 60, 61, AND 372.
22. RESTRAINING JOINTS USING CONCRETE THRUST BLOCK SHALL REQUIRE APPROVAL BY TOWN ENGINEER.
23. THE CONTRACTOR SHALL COORDINATE WITH THE TOWN TO OBTAIN WATER FOR CONSTRUCTION. THE CONTRACTOR SHALL INSTALL APPROVED AND CERTIFIED BACKFLOW PREVENTION DEVICES IN ACCORDANCE WITH THE TOWN CROSS-CONNECTION CONTROL PROGRAM AND SHALL INSTALL A HYDRANT METER PER THE TOWN CONSTRUCTION HYDRANT METER DETAIL IF ACCESSING THE TOWN WATER SUPPLY FOR CONSTRUCTION ACTIVITIES.
24. ALL CONTRACTORS SHALL CONSTRUCT STABILIZED CONSTRUCTION ENTRANCES IN ORDER TO REDUCE OR ELIMINATE TRACKING OF SEDIMENT ONTO PUBLIC RIGHT-OF-WAYS OR STREETS.

25. ALL DRAINAGE PROTECTIVE DEVICES SUCH AS SWALES, INTERCEPTION DITCHES, PIPES, PROTECTIVE BERMS, CONCRETE CHANNELS OR OTHER MEASURES DESIGNED TO PROTECT IMPROVEMENTS, WHETHER EXISTING OR PROPOSED, FROM RUNOFF OR DAMAGE FROM STORM WATER, SHALL BE CONSTRUCTED PRIOR TO CONSTRUCTION OF ANY IMPROVEMENTS.
26. ALL PROJECTS THAT DISTURB GREATER THAN ONE ACRE REQUIRE A STORM WATER POLLUTION PREVENTION PLAN (SWPPP) PER COUNTY REQUIREMENTS. THE APPROVED SWPPP SHALL BE SUBMITTED TO THE TOWN ENGINEER PRIOR TO COMMENCING CONSTRUCTION.
27. THE CONTRACTOR SHALL ARRANGE FOR ALL INGRESS AND EGRESS TO THE SITE AND STAGING AREAS AT NO ADDITIONAL COST TO THE OWNER.
28. THE SITE SHALL BE MAINTAINED IN AN ACCEPTABLE MANNER TO THE OWNER DURING THE ENTIRE CONSTRUCTION PERIOD.
29. THE CONTRACTOR SHALL CLEAR ALL TRASH WITHIN THE PROJECT SITE UPON COMPLETION OF THE PROJECT.
30. PRIOR TO MOVING OR DESTROYING PROTECTED NATIVE PLANT SPECIES (AS PER TITLE 13, CHAPTER 3, APPENDIX A OF THE ARIZONA ADMINISTRATIVE CODE), THE CONTRACTOR SHALL FILE A FORMAL NOTICE OF INTENT WITH THE ARIZONA DEPARTMENT OF AGRICULTURE NATIVE PLANTS.
31. PER ARIZONA STATE STATUTE REFERENCE 40-360.22, M. ALL UNDERGROUND CABLE, PIPE AND CONDUITS SHALL BE DETECTABLE (METALLIC) OR HAVE A DETECTIBLE UNDERGROUND LOCATION DEVICE INSTALLED WITH IT.
32. THE CONTRACTOR SHALL SUBMIT TEMPORARY TRAFFIC CONTROL PLANS CONFORMING TO THE ARIZONA DEPARTMENT OF TRANSPORTATION (ADOT) "TRAFFIC CONTROL DESIGN GUIDELINES FOR WORK WITHIN THE ADOT RIGHT-OF-WAY" (ROW); OR THE "CITY OF PHOENIX TRAFFIC BARRICADE MANUAL" FOR WORK WITHIN THE TOWN ROW FOR REVIEW AND APPROVAL PRIOR TO START OF WORK.
33. CONSTRUCTION OF CONCRETE OR PAVING ITEMS SHALL NOT COMMENCE UNTIL ALL UNDERGROUND WORK HAS BEEN INSPECTED, TESTED, AND APPROVED.
34. THE CONTRACTOR SHALL SUPPLY THE TOWN INSPECTOR WITH MATERIAL TESTING DOCUMENTATION THROUGHOUT THE PROJECT.
35. ALL PAVING, GRADING, EXCAVATION, TRENCHING, PIPE BEDDING, CUT FILL AND BACKFILL SHALL COMPLY WITH MAG STANDARD SPECIFICATIONS AND DETAILS, OR SUPPLEMENTS PER GENERAL NOTE NO. 1, UNLESS SPECIFIED OTHERWISE IN THE TOWN APPROVED CONSTRUCTION CONTRACT DOCUMENTS.

36. THE CONTRACTOR SHALL BE AWARE THAT CERTAIN UTILITIES REQUIRE ATTENTION AND CAREFUL PLANNING DURING SITE CONSTRUCTION. PLEASE NOTE THAT UTILITIES ON THESE DRAWINGS MAY NOT EXHIBIT THE FULL PROTECTIVE COVER REQUIRED DURING THE SUBGRADE PREPARATION PHASE OF THE CONSTRUCTION. IN SUCH INSTANCES, THE CONTRACTOR SHALL PROVIDE ADDITIONAL PROTECTION (SUCH AS RAMPING) OR INCREASED PIPE STRENGTH TO PROVIDE THE NECESSARY PROTECTION REQUIRED TO PREVENT DAMAGE DURING CONSTRUCTION. THE CONTRACTOR SHALL HOLD THE OWNER HARMLESS IN ALL CASES FOR DAMAGES TO UTILITIES WHERE INADEQUATE PROTECTIVE MEASURES OCCUR.
37. THE CONTRACTOR SHALL VERIFY THE LOCATION AND THE ELEVATIONS OF ALL EXISTING UTILITIES AT POINTS OF TIE-IN LOCATIONS PRIOR TO COMMENCING ANY NEW CONSTRUCTION. SHOULD ANY LOCATION OR ELEVATION DIFFER FROM THAT SHOWN ON THE CONSTRUCTION DOCUMENTS, THE CONTRACTOR SHALL CONTACT THE OWNER'S REPRESENTATIVE.
38. ALL UTILITY TIE-IN CHANGES TO THE CONSTRUCTION DOCUMENTS AFTER TOWN APPROVAL REQUIRE RESUBMITTAL AND APPROVAL BY THE TOWN ENGINEER PRIOR TO COMMENCING WORK.
39. THE CONTRACTOR SHALL VERIFY AND COORDINATE ALL DIMENSIONS AND SITE LAYOUT WITH THE CONSTRUCTION DOCUMENTS PRIOR TO COMMENCING WORK. ALL DISCREPANCIES SHALL BE REPORTED TO THE OWNER'S REPRESENTATIVE.
40. COORDINATION BETWEEN ALL PARTIES IS ESSENTIAL PART OF CONTRACT.
41. THE CONTRACTOR IS RESPONSIBLE FOR ASSESSING AND MANAGING PROJECT AND SITE CONDITIONS DURING CONSTRUCTION, AND TO WORK AFFECTED BY WEATHER CONDITIONS AS THE PROJECT SITE MAY BE LOCATED IN A FLOOD PRONE AREA AND SUBJECT TO FLOODING AND RELATED HAZARDS, AND SPECIFIC MONITORING REQUIREMENTS IN ACCORDANCE WITH APPLICABLE PERMITS.
42. THE CONTRACTOR SHALL VERIFY THE LOCATION, ELEVATION, CONDITION, AND PAVEMENT CROSS-SLOPE OF ALL EXISTING SURFACES AT POINTS OF TIE-IN AND MATCHING EXISTING CONDITIONS, PRIOR TO COMMENCEMENT OF GRADING, PAVING, CURB AND GUTTER, OR OTHER SURFACE CONSTRUCTION. SHOULD EXISTING LOCATIONS, ELEVATIONS, CONDITION, OR PAVEMENT CROSS-SLOPE DIFFER FROM THAT SHOWN ON THE CONTRACT DOCUMENTS, RESULTING IN THE DESIGN INTENT REFLECTED NOT ABLE TO BE CONSTRUCTED, THE CONTRACTOR SHALL NOTIFY THE OWNER'S REPRESENTATIVE IMMEDIATELY FOR DIRECTION ON HOW TO PROCEED PRIOR TO COMMENCEMENT OF CONSTRUCTION. THE CONTRACTOR ACCEPTS RESPONSIBILITY FOR ALL COSTS ASSOCIATED WITH CORRECTIVE ACTION IF THESE PROCEDURES ARE NOT FOLLOWED.
43. THE CONTRACTOR IS RESPONSIBLE TO COORDINATE UTILITY CROSSINGS AT CULVERT CROSSINGS BEFORE STARTING WORK ON CULVERT. THE CONTRACTOR SHALL COORDINATE WITH OWNER REPRESENTATIVE AND VERIFY THAT UTILITY LINES AND/OR CONDUITS ARE IN PLACE BEFORE STARTING CULVERT WORK.

44. ANY CONSTRUCTION WITHIN THE PUBLIC RIGHT-OF-WAY SHALL BE RESTORED TO ORIGINAL CONDITIONS IN ACCORDANCE WITH THE LANDSCAPING REQUIREMENTS AS PER "ARTICLE 14-19 – LANDSCAPING, IRRIGATION AND LIGHTING REGULATIONS" OF THE TOWN CODE, OR AS DETERMINED BY THE TOWN.
45. ANY NEW CONSTRUCTION WITHIN THE RIGHT-OF-WAY SHALL SUBMIT LANDSCAPE DRAWINGS AND SPECIFICATIONS PER "ARTICLE 14-19 – LANDSCAPING, IRRIGATION AND LIGHTING REGULATIONS" OF THE TOWN CODE FOR APPROVAL PRIOR TO COMMENCING CONSTRUCTION.
46. THE CONTRACTOR/DEVELOPER SHALL MAINTAIN THE LANDSCAPE AREA FOR NINETY (90) DAYS AFTER CONDITIONAL ACCEPTANCE. AFTER 90 DAYS THE TOWN SHALL BE CONTACTED FOR FINAL ACCEPTANCE OF LANDSCAPING AND ASSUMPTION OF MAINTENANCE. FINAL ACCEPTANCE DOES NOT RELEASE THE CONTRACTOR FROM THEIR WARRANTY OBLIGATIONS.
47. NO FINAL ACCEPTANCE SHALL BE ISSUED UNTIL A COMPLETE "PERMIT REQUIREMENTS CHECKLIST" HAS BEEN PROVIDED BY THE CONTRACTOR, AND RECORD DRAWINGS HAVE BEEN CERTIFIED BY THE ENGINEER OR SURVEYOR AND HAVE BEEN REVIEWED AND APPROVED BY THE TOWN ENGINEER. UPON APPROVAL, THE CONTRACTOR SHALL PROVIDE TO THE TOWN ONE DIGITAL PDF COPY AND ONE CAD FILE ON A USB DRIVE.
48. THE CONTRACTOR SHALL ARRANGE A "ONE-YEAR WARRANTY" WALK WITH THE TOWN 11 MONTHS AFTER "FINAL ACCEPTANCE" OF CONSTRUCTION COMPLETION, TO SATISFY THE TOWN OF THE QUALITY OF THE OVERALL CONSTRUCTION AND OF ANY REPAIRED DEFICIENCIES DURING THE WARRANTY PERIOD.



April 2020 Version

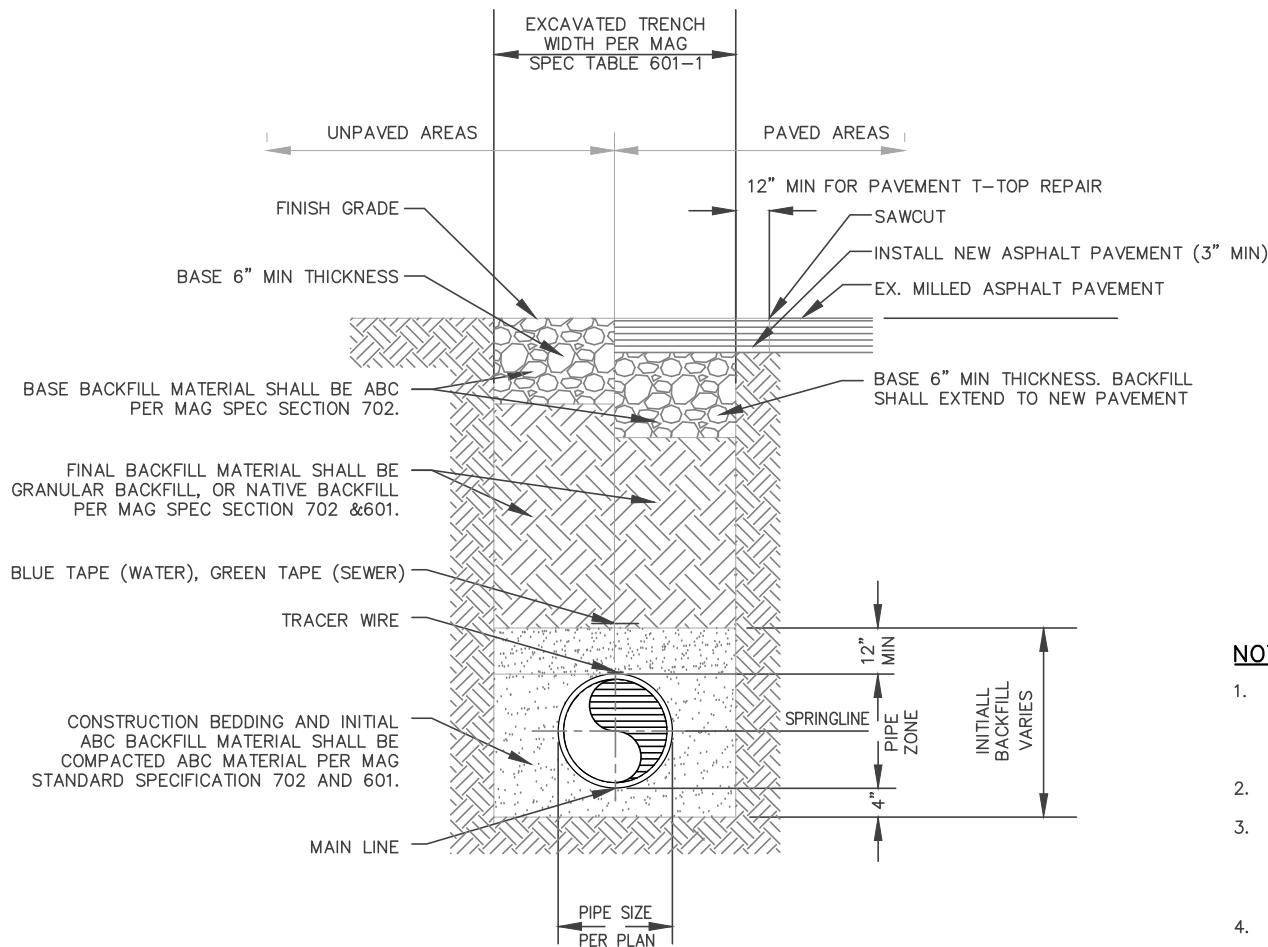
The following "Sewer Plan General Notes" shall be included on all private and public land development projects that involve new subdivisions and/or public improvements to Town of Wickenburg sewer utilities and facilities.

TOWN OF WICKENBURG SEWER PLAN GENERAL NOTES

1. ALL WORK REQUIRED TO COMPLETE THE CONSTRUCTION COVERED BY THE CONTRACT DOCUMENTS SHALL BE IN ACCORDANCE WITH THE 2018 MAG (MARICOPA ASSOCIATION OF GOVERNMENTS) STANDARD SPECIFICATIONS AND DETAILS AND MOST CURRENT TOWN OF WICKENBURG SUPPLEMENTS THEREOF UNLESS SPECIFIED OTHERWISE IN THESE DRAWINGS OR ELSEWHERE IN THE CONTRACT DOCUMENTS.
2. ARIZONA DEPARTMENT OF ENVIRONMENTAL QUALITY (ADEQ) AND MARICOPA COUNTY REQUIREMENTS SHALL BE COMPLIED WITH.
3. ALL FRAMES, COVERS, VALVE BOXES, AND MANHOLES SHALL BE ADJUSTED TO FINISHED GRADE PER MAG SPECIFICATIONS AND STANDARD DETAILS UPON COMPLETION OF PAVING OR RELATED CONSTRUCTION.
4. FINAL ACCEPTANCE SHALL NOT BE ISSUED UNTIL RECORD DRAWINGS HAVE BEEN CERTIFIED BY THE ENGINEER OR SURVEYOR AND HAVE BEEN REVIEWED AND APPROVED BY THE TOWN ENGINEER. UPON APPROVAL, THE CONTRACTOR SHALL PROVIDE TO THE TOWN ONE DIGITAL PDF COPY AND ONE CAD FILE ON A USB DRIVE. A GIS POINT FILE THAT CONTAINS THE NORTHING, EASTING, AND ELEVATION OF VALVES, MANHOLES, ETC. SHALL ALSO BE SUBMITTED ON USB TO THE TOWN PRIOR TO FINAL ACCEPTANCE. "FINAL ACCEPTANCE" CONSTITUTES APPROVAL FROM THE TOWN THAT ALL DOCUMENTATION REQUIREMENTS HAVE BEEN MET AFTER CONSTRUCTION COMPLETION. FINAL ACCEPTANCE DOES NOT RELEASE THE CONTRACTOR FROM THEIR WARRANTY OBLIGATIONS.
5. ALL WORK AND MATERIALS WHICH DO NOT CONFORM TO CONTRACT DOCUMENTS ARE SUBJECT TO REMOVAL AND REPLACEMENT AT THE CONTRACTOR'S EXPENSE.
6. THE CONTRACTOR SHALL PROVIDE SUFFICIENT PERSONNEL AND EQUIPMENT ON THE JOB AT ALL TIMES DURING CONSTRUCTION TO COMPLY WITH THE CONTRACT DOCUMENTS AND TO COMPLETE THE WORK.
7. IT IS THE CONTRACTOR'S RESPONSIBILITY TO LOCATE ALL UNDERGROUND UTILITIES, TELEPHONE, FIBER OPTIC, AND ELECTRICAL CONDUITS AND STRUCTURES IN ADVANCE OF ANY CONSTRUCTION; AND WILL IMPLEMENT ALL REASONABLE PRECAUTIONS TO AVOID ANY DAMAGE TO SUCH. THE TOWN WILL NOT GUARANTEE ANY LOCATIONS AS SHOWN ON THESE PLANS OR THOSE OMITTED FROM SAME.
8. WATER-SEWER SEPARATION SHALL BE PURSUANT TO MAG STANDARD SPECIFICATION 610.5, MAG STANDARD DETAIL 404, AND AAC R18-5-502.

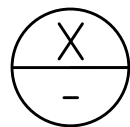
9. TRENCH BEDDING AND BACKFILL SHALL BE IN ACCORDANCE WITH THE TOWN STANDARD DETAIL.
10. ALL PIPES AND APPURTENANCES SHALL BE PROVIDED WITH 14-GAUGE, STRANDED WIRE, DIRECT BURY COPPER WITH GREEN COATING. TRACE WIRE SHALL BE SUBJECT TO A TRACEABILITY TEST. TEST/ACCESS BOXES SHALL BE PROVIDED AT NOT MORE THAN 1,000 FOOT SPACING.
11. PVC GRAVITY SEWER PIPES SHALL BE MINIMUM SDR 35 (UNLESS OTHERWISE REVIEWED AND APPROVED BY THE TOWN ENGINEER) AND INSTALLED ACCORDING TO ASTM STANDARD SPECIFICATION D2321 (LATEST VERSION).
12. ALL FORCE MAINS SHALL BE PE 4710 HIGH DENSITY POLYETHYLENE (HDPE) PIPE OR PROTECTO 401 EPOXY LINED DUCTILE IRON PIPE UNLESS OTHERWISE APPROVED BY THE TOWN ENGINEER.
13. FORCE MAIN LEAK TESTING SHALL BE PERFORMED UNDER TEST PRESSURE OF 50 PSI (MINIMUM) ABOVE THE DESIGN WORKING PRESSURE AND CONDUCTED PER MAG STANDARD SPECIFICATION 611 HYDROSTATIC TESTING PROCEDURES.
14. SEWER LINE LOW PRESSURE AIR TESTS SHALL BE DONE ON 100% OF ALL PIPES PURSUANT TO MAG STANDARD SPECIFICATION 611.
15. SEWER LINE DEFLECTION TESTS SHALL BE DONE ON 100% OF ALL PIPES PURSUANT TO MAG STANDARD SPECIFICATION 611.
16. SEWER MANHOLES EXFILTRATION TESTS SHALL BE DONE ON 100% OF ALL MANHOLES PER MAG STANDARD SPECIFICATION 611. VACUUM (NEGATIVE AIR PRESSURE) TESTING SHALL BE DONE IN ACCORDANCE WITH MAG STANDARD SPECIFICATION 742 IN LIEU OF EXFILTRATION TEST.
17. PRIOR TO FINAL ACCEPTANCE AS DEFINED IN NOTE 4, THE CONTRACTOR SHALL BE RESPONSIBLE FOR PROVIDING THE TOWN OF WICKENBURG PUBLIC WORKS DEPARTMENT WITH A USB OR DVD OF A VIDEO OF THE INTERIOR OF THE SEWER PIPE INSTALLED WITHIN THE TOWN OF WICKENBURG. THE VIDEO WILL BE PREVIEWED AND DEEMED ACCEPTABLE BY THE TOWN PRIOR TO FINAL ACCEPTANCE.
18. ALL MANHOLES GREATER THAN 12 FEET IN DEPTH FROM RIM TO THE LOWEST INVERT SHALL BE 5-FOOT DIAMETER WITH 30-INCH DIAMETER COVERS EXCEPT WHERE THE TOWN ENGINEER APPROVES DEEPER 4-FOOT MANHOLES. MANHOLES OF LESSER DEPTH CAN BE 4-FOOT DIAMETER WITH 24-INCH DIAMETER COVERS.
19. MANHOLE COVER SHALL BE DEETER FOUNDRY, INC. #1296-2801 FURNISHED WITH A T-GASKET.
20. ALL MANHOLES SHALL BE PRECAST CONCRETE MANHOLES. CAST-IN-PLACE MANHOLES REQUIRE SUBMITTAL TO, AND APPROVAL BY THE TOWN ENGINEER.

21. SANITARY SEWER SERVICES SHALL NOT BE CONNECTED TO MANHOLES.
22. THERE SHALL BE NO OTHER UTILITY SERVICES SUCH AS ELECTRICITY, COMMUNICATIONS, AND OTHER CABLES INSTALLED INSIDE MANHOLES.
23. DROP MANHOLE CONNECTIONS ARE NOT ALLOWED WITHOUT SUBMITTAL TO, AND APPROVAL BY THE TOWN ENGINEER.
24. SEWER LINE CONCRETE ENCASUREMENTS SHALL BE PER MAG STANDARD DETAIL 404-3. REBAR SHALL BE INSPECTED BY THE TOWN INSPECTOR PRIOR TO CONCRETE PLACEMENT.
25. A PLUG SHALL BE INSTALLED AT THE POINT(S) OF CONNECTION TO EXISTING PIPE (OUTFALLS) AT THE START OF CONSTRUCTION. EACH RESPECTIVE PHASE SHALL BE PLUGGED AND REMAIN PLUGGED UNTIL ACCEPTED BY THE TOWN. NO FLOWS SHALL BE RELEASED INTO THE TOWN SANITARY SEWER SYSTEM UNTIL ALL TESTS HAVE PASSED AND BEEN APPROVED BY THE TOWN. FAILURE TO INSTALL OR MAINTAIN DOWNSTREAM SEWER PLUG(S) MAY RESULT IN DOWNSTREAM DAMAGE. ANY DAMAGES TO THE DOWNSTREAM SYSTEM IS THE RESPONSIBILITY OF THE CONTRACTOR AND SHALL BE REPAIRED BY THE CONTRACTOR AT NO ADDITIONAL COST TO THE OWNER.
26. ALL FORCE MAINS SHALL HAVE DUAL CLEANOUTS AND VALVES AT LEAST ONCE EVERY 1,500 FEET PER THE TOWN STANDARD DETAIL FOR FORCE MAIN CLEANOUT.
27. THE CONTRACTOR SHALL VIDEO THE SEWER AS PART OF THE 11-MONTH WARRANTY WALK AND PROVIDE TO THE TOWN FOR REVIEW ON A USB OR DVD.
28. WHERE SEWER LATERALS ARE LOCATED, CONTRACTOR SHALL INSTALL NEW CONCRETE CURBS WITH AN "S" FOR SEWER SERVICES AT EACH LOT OR LOCATION.



NOTES:

1. SUBGRADE SOILS PREPARATION, SITE GRADING, FILL AND COMPACTION SHALL CONFORM TO M.A.G. STANDARD SPECIFICATIONS SECTION 301 AND 601. COMPACTION TESTING MINIMUM EVERY 500 LINEAR FEET OF TRENCH.
2. ALL DEBRIS AND EXCESS EXCAVATION MATERIAL SHALL BE REMOVED FROM THE SITE.
3. NO IMPORT MATERIAL WILL BE INCORPORATED INTO THE PROJECT WITHOUT PRIOR TESTING AND APPROVAL BY THE TOWN ENGINEER. ALL IMPORTED MATERIAL MUST BE TESTED FOR ENVIRONMENTAL CONTAMINATION.
4. FOR HIGH TRAFFIC/HEAVY LOAD AREAS, DESIGN TO BE APPROVED BY TOWN ENGINEER.



UTILITIES TRENCH & PAVEMENT REPLACEMENT

SCALE: NONE



STANDARD DETAIL

UTILITIES TRENCH & PAVEMENT REPLACEMENT

REVISED
09-15-2020

April 23, 2020 Version

The following "Water Plan General Notes" shall be included on all private and public land development projects that involve new subdivisions and/or public improvements to Town of Wickenburg water utilities and facilities.

TOWN OF WICKENBURG WATER PLAN GENERAL NOTES

1. ALL WORK REQUIRED TO COMPLETE THE CONSTRUCTION COVERED BY THE CONTRACT DOCUMENTS SHALL BE IN ACCORDANCE WITH THE 2018 MAG (MARICOPA ASSOCIATION OF GOVERNMENTS) STANDARD SPECIFICATIONS AND DETAILS AND MOST CURRENT TOWN OF WICKENBURG SUPPLEMENTS THEREOF UNLESS SPECIFIED OTHERWISE IN THESE DRAWINGS OR ELSEWHERE IN THE CONTRACT DOCUMENTS.
2. ARIZONA DEPARTMENT OF ENVIRONMENTAL QUALITY (ADEQ) AND MARICOPA COUNTY REQUIREMENTS SHALL BE COMPLIED WITH.
3. ALL FRAMES, COVERS, VALVE BOXES AND MANHOLES SHALL BE ADJUSTED TO FINISHED GRADE PER MAG SPECIFICATIONS AND STANDARD DETAILS UPON COMPLETION OF PAVING OR RELATED CONSTRUCTION.
4. FINAL ACCEPTANCE SHALL NOT BE ISSUED UNTIL RECORD DRAWINGS HAVE BEEN CERTIFIED BY THE ENGINEER OR SURVEYOR AND HAVE BEEN REVIEWED AND APPROVED BY THE TOWN ENGINEER. UPON APPROVAL, THE CONTRACTOR SHALL PROVIDE TO THE TOWN ONE DIGITAL PDF COPY AND ONE CAD FILE ON A USB DRIVE. A GIS POINT FILE THAT CONTAINS THE NORTHING, EASTING, AND ELEVATION OF VALVES, BENDS, TIE-IN LOCATIONS, MANHOLES, ETC. SHALL ALSO BE SUBMITTED ON USB TO THE TOWN PRIOR TO FINAL ACCEPTANCE. "FINAL ACCEPTANCE" CONSTITUTES APPROVAL FROM THE TOWN THAT ALL DOCUMENTATION REQUIREMENTS HAVE BEEN MET AFTER CONSTRUCTION COMPLETION. FINAL ACCEPTANCE DOES NOT RELEASE THE CONTRACTOR FROM THEIR WARRANTY OBLIGATIONS.
5. ALL WORK AND MATERIALS WHICH DO NOT CONFORM TO CONTRACT DOCUMENTS ARE SUBJECT TO REMOVAL AND REPLACEMENT AT THE CONTRACTOR'S EXPENSE.
6. THE CONTRACTOR SHALL PROVIDE SUFFICIENT PERSONNEL AND EQUIPMENT ON THE JOB AT ALL TIMES DURING CONSTRUCTION TO COMPLY WITH CONTRACT DOCUMENTS AND TO COMPLETE THE WORK.
7. IT IS THE CONTRACTOR'S RESPONSIBILITY TO LOCATE ALL UNDERGROUND UTILITIES, TELEPHONE, FIBER OPTIC, AND ELECTRICAL CONDUITS AND STRUCTURES IN ADVANCE OF ANY CONSTRUCTION; AND WILL IMPLEMENT ALL REASONABLE PRECAUTIONS TO AVOID ANY DAMAGE TO SUCH. THE TOWN WILL NOT GUARANTEE ANY LOCATIONS AS SHOWN ON THESE PLANS OR THOSE OMITTED FROM SAME.
8. WATER-SEWER SEPARATION SHALL BE PURSUANT TO MAG STANDARD SPECIFICATION 610.5, MAG STANDARD DETAIL 404, AND AAC R18-5-502.

9. TRENCH BEDDING AND BACKFILL SHALL BE IN ACCORDANCE WITH THE TOWN STANDARD DETAIL.
10. ALL PIPES AND APPURTENANCES SHALL BE PROVIDED WITH 14-GAUGE, STRANDED WIRE, DIRECT BURY COPPER WITH BLUE COATING. TRACE WIRE SHALL BE SUBJECT TO A TRACEABILITY TEST. TEST/ACCESS BOXES SHALL BE PROVIDED AT NOT MORE THAN 1,000-FOOT SPACING.
11. ALL PIPES, FITTINGS, VALVES, COATINGS, ETC. SHALL CONFORM TO THE "NATIONAL SANITATION FOUNDATION" (NSF) STANDARD 61, AAC R18-4-203. PIPES AND APPURTENANCES SHALL HAVE NSF SEAL FOR POTABLE WATER STANDARD AS EVIDENCE FOR POTABLE WATER USE.
12. ALL PIPES, FITTINGS, VALVES AND APPURTENANCES MUST BE LEAD FREE PURSUANT TO AAC R18-4-504 AND NSF 372 COMPLIANT.
13. PIPE, FITTINGS, VALVES, FIRE HYDRANTS, AND OTHER APPURTENANCES SHALL CONFORM TO STANDARDS SET BY AWWA ("AMERICAN WATER WORKS ASSOCIATION"), ASTM, OR THE FEDERAL GOVERNMENT.
14. 8-INCH DIAMETER AND LARGER WATER MAINS SHALL HAVE A FIRE HYDRANT IN EACH VALVED SECTION WHICH SHOULD BE INSTALLED AT LOW POINTS IN THE MAINS FOR FLUSHING.
15. AIR RELEASE OR VACUUM RELIEF VALVES SHALL BE INSTALLED INSIDE VAULTS OR MANHOLE STRUCTURES AND SHALL NOT BE CONNECTED DIRECTLY TO STORM DRAINS OR SEWERS AND SHALL BE SUITABLY DRAINED. AIR VALVES SHALL BE AT HIGH POINTS IN WATER MAINS OR WHERE A LONG PIPE CHANGES SLOPE. THE OPEN END OF THE VENT FROM VALVE SHALL BE CONTAINED BELOW GRADE, TURNED DOWN, AND SCREENED WITH #16 MESH.
16. 4-INCH THROUGH 16-INCH DIAMETER PIPE SIZES MAY BE PVC 900 OR CEMENT LINED DUCTILE IRON, EXCEPT WHERE A PARTICULAR MATERIAL IS SPECIFIED BY THE CONTRACT DOCUMENTS AND APPROVED BY THE TOWN ENGINEER. ALL PIPES SHALL BE MINIMUM 150 PSI DESIGN UNLESS OTHERWISE SPECIFIED. PIPES 16-INCHES OR LARGER SHALL BE CEMENT LINED DUCTILE IRON.
17. POLYETHYLENE ENCASMENT SHALL CONFORM WITH MAG STANDARD SPECIFICATION 610.6.
18. WATER TAPS AND SERVICE CONNECTIONS SHALL COMPLY WITH MAG STANDARD SPECIFICATION 631. INSTALL MUELLER B-25028 300 BALL CORPORATION VALVE, IP THREAD WITH MUELLER 110 CONDUCTIVE COMPRESSION CONNECTION FOR CTS OD TUBING. INSTALL MUELLER B-24258 300 ANGLE BALL VALVE WITH MUELLER 110 CONDUCTIVE COMPRESSION CONNECTION FOR CTS OD TUBING X METER SWIVEL NUT.

19. ALL METER BOXES AND COVER SHALL HAVE MINIMUM DIMENSIONS OF A NO. 2 METER BOX AS PER MAG STANDARD DETAILS. INSTALL METER BOX DFW PLASTICS MODEL DFWA2C-12-1.
20. ALL VALVES SHALL BE MUELLER, GATE TYPE, UNLESS OTHERWISE NOTED, AND OPEN TO THE LEFT. GATE VALVE TOP OF NUTS SHALL BE A MAXIMUM OF 8 FEET BELOW FINISHED GRADE. USE OF VALVE EXTENSION SYSTEMS REQUIRES SUBMITTAL TO, AND APPROVAL BY THE TOWN ENGINEER.
21. TOWN WATER VALVES SHALL ONLY BE OPERATED BY TOWN PERSONNEL. THE TOWN REQUIRES A 72 HOUR NOTICE FROM THE CONTRACTOR FOR SYSTEM SHUTDOWNS. THE CONTRACTOR IS REQUIRED TO SUBMIT A SHUTDOWN PLAN TO THE TOWN FOR APPROVAL 72 HOURS BEFORE THE PLANNED SHUTDOWN. THE CONTRACTOR SHALL NOTIFY AFFECTED CUSTOMERS 48 HOURS PRIOR, AND INFORM THE TOWN OF ANY AFFECTED CUSTOMERS REQUIRING CONTINUOUS SUPPLY DUE TO MEDICAL TREATMENTS, ETC.
22. ALL VALVE BOXES SHALL BE MAG STANDARD DETAIL 391-1 TYPE "A" AND FURNISHED WITH A DEBRIS CAP PER MAG STANDARD DETAIL 392, C900 PVC MAY BE USED IN LIEU OF CONCRETE PIPE.
23. FIRE HYDRANTS SHALL BE INSTALLED PER THE MAG STANDARD DETAIL 360-1. INSTALL MUELLER SUPER CENTURION® TYPE A423 5-1/4 INCH MAIN VALVE OPENING 3-WAY (2 HOSE NOZZLE/1 PUMPER NOZZLE), BREAK-AWAY, DRY BARREL DESIGN AND SHALL BE FURNISHED BY THE CONTRACTOR. ALL FIRE HYDRANTS SHALL BE PAINTED RED AFTER INSTALLATION. EACH FIRE HYDRANT SHALL BE FURNISHED WITH A GATE VALVE. FIRE HYDRANTS SHALL BE INSTALLED SUCH THAT THE CENTERLINE OF THE PUMPER NOZZLE SHALL NOT BE LESS THAN 18 INCHES ABOVE FINISHED GRADE OR ADJACENT TOP OF CURB, WHICHEVER IS HIGHER.
24. FIRE HYDRANTS SHALL BE INSTALLED EVERY 400 FEET, WITH A MAXIMUM OF 500 FEET IN RESIDENTIAL AREAS AND 300 FEET IN COMMERCIAL AREAS.
25. TOWN APPROVED AND CERTIFIED BACKFLOW PREVENTION DEVICES SHALL BE INSTALLED AT SUPPLY POINTS AND IN ACCORDANCE WITH THE TOWN CROSS-CONNECTION CONTROL PROGRAM.
26. FOR COMMERCIAL PROPERTIES, BACKFLOW PREVENTION ASSEMBLIES SHALL BE ENCLOSED IN A PROTECTIVE, LOCKABLE METAL CAGE.
27. PRESSURE TESTING-PART OF INSTALLATION INSPECTION-PROJECT SPECS SHOULD ADDRESS AWWA STANDARD C600 FOR DIP, C605 FOR PVC, AND MAG STANDARD SPECIFICATION 611. FOR HDPE FOLLOW MANUFACTURERS GUIDANCE.
28. ALL MAINS SHALL BE DISINFECTED PER BULLETIN 8 (DISINFECTION OF WATER SYSTEMS) OR AWWA C651 (DISINFECTING WATER MAINS).

29. ALL WATER PIPES LESS THAN 12 INCHES IN DIAMETER MUST HAVE A MINIMUM 3 FEET (36 INCHES) OF COVER. ALL WATER PIPES 12 INCHES IN DIAMETER AND LARGER MUST HAVE MINIMUM 4 FEET (48 INCHES) OF COVER.
30. WATER MAIN CONCRETE ENCASMENT SHALL BE PER MAG STANDARD DETAIL 404-3. REBAR SHALL BE INSPECTED BY THE TOWN INSPECTOR PRIOR TO CONCRETE PLACEMENT.
31. WHERE WATER LATERALS ARE LOCATED, CONTRACTOR SHALL INSTALL NEW CONCRETE CURBS WITH A "W" FOR WATER SERVICES AT EACH LOT OR LOCATION.

APPROVED BY:

TOWN ENGINEER: _____ DATE _____
FREDERICK H. TACK, PE
GHD INC.

THESE DRAWINGS AND/OR REPORTS HAVE BEEN REVIEWED,
AND ARE APPROVED FOR COMPLIANCE WITH THE TOWN CODES
AND ORDINANCES, NOT SUITABILITY FOR CONSTRUCTION.